



# SonoWall

DATA GUIDE  
1025837

## Penn Crete® Exterior Stucco

### Description

Penn Crete Exterior Stucco is a precision blend of Portland cement (ASTM C150), sand, hydrated lime (ASTM C206), pure oxide pigments (ASTM D50) and specialty additives. The complete product is superior finish coat stucco, that when mixed with water is applied over a Portland cement base coat.

### Advantages

- Economical alternative to other finishes or facades such as siding, brick, block or stone
- Fire resistant
- Weather resistant
- Proven durability and longevity
- Superior color uniformity and color retention
- Low maintenance cost
- Can be finished in a variety of surface textures and colors

### Where to Use Penn Crete Exterior Stucco

- New housing construction
- Rehabilitation of existing structures
- Rehabilitation of old limestone and brownstone facades
- Decorative finish for block structures
- Replace siding, brick or stone

### Packaging

29.5 kg (65 lb.) bag

### Coverage

Approximately 5–6.7 m<sup>2</sup> (6–8 yd<sup>2</sup>) per 29.5 kg (65 lb.) bag depending upon troweled thickness and finish.

### Shelf Life

One year in unopened bag. Requires dry storage.

### Colors

Refer to Penn Crete Stucco Color Chart.

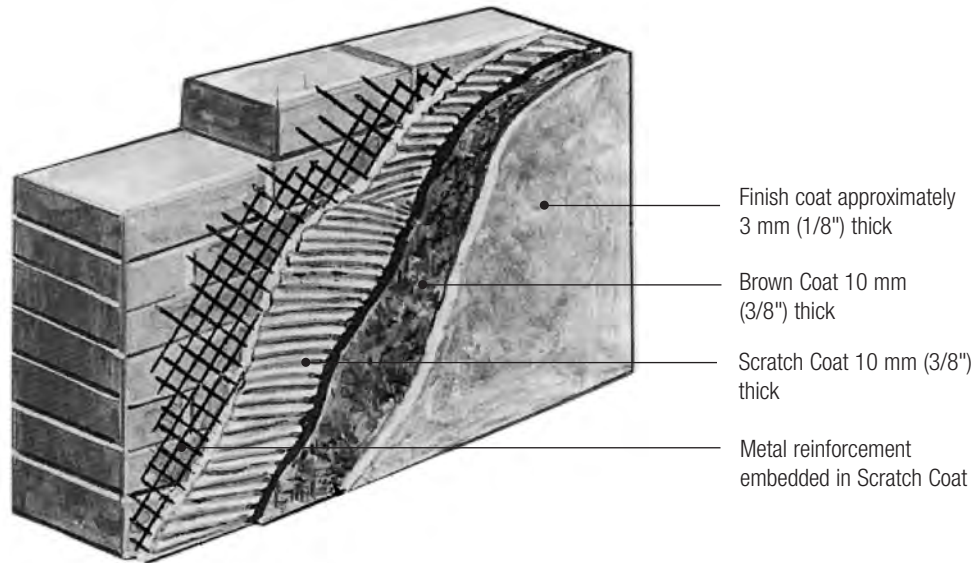
### Application

1. For best results Penn Crete Exterior Stucco must be trowel applied to a smooth, saturated, uniform base.
2. Carefully monitor mixing procedure. Mix 5.7 L (1 1/2 gallons) of clean water per bag. After 4–5 minutes slight addition of water may be necessary to achieve desired consistency. **Variation in water addition between mixes will affect color and uniformity.** Do not mix more material than can be applied in 1 hour. **Do not retemper.** Apply finish coat at a thickness of no more than 3 mm (1/8").
3. Do not apply additional water during floating as uneven color will result. Uniform saturation of base coat and prompt floating will prevent the need for additional water.
4. Plan work so that joinings (stops) occur at natural breaks or will be hidden by downspouts or ornamental items. Carefully avoid overlapping fresh stucco over previously dried areas.
5. Plastering work should be performed in accordance with the latest edition of the Portland Cement Association's Plasterer's Manual and ASTM C926 Standard Specification for "Application of Portland Cement-Based Plaster".

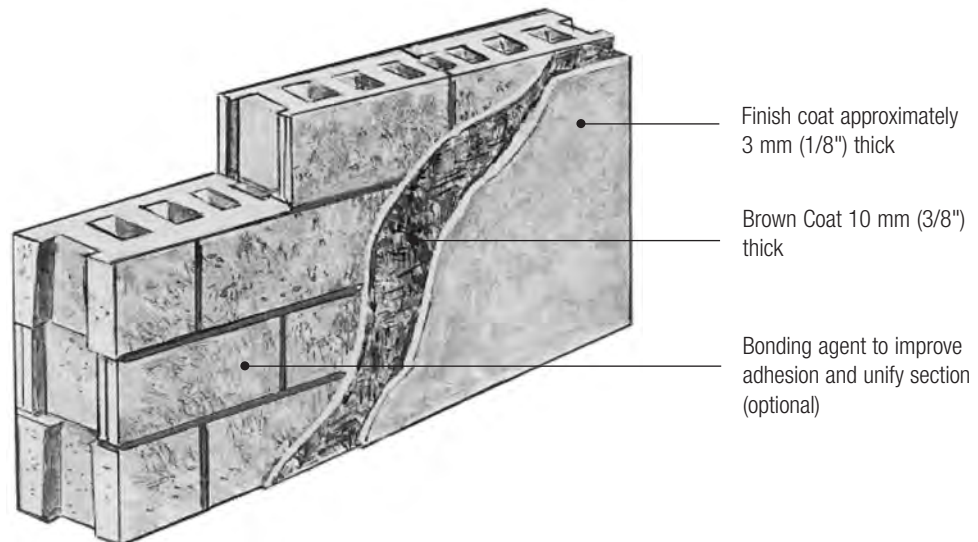
### For Best Performance

- **Do not use anti-freeze.** Once final set occurs, Penn Crete Exterior Stucco will withstand freezing without cracking.
- For uniform color, mixing water must be measured accurately. Do not apply additional water to surface while floating.
- Avoid overlapping of fresh stucco over previously dried areas (joinings).
- The base should be allowed to cure for at least seven days before applying finish coat.
- **Mechanical mixing is recommended.**
- Exterior stucco should be planned to avoid rain before stucco is set.

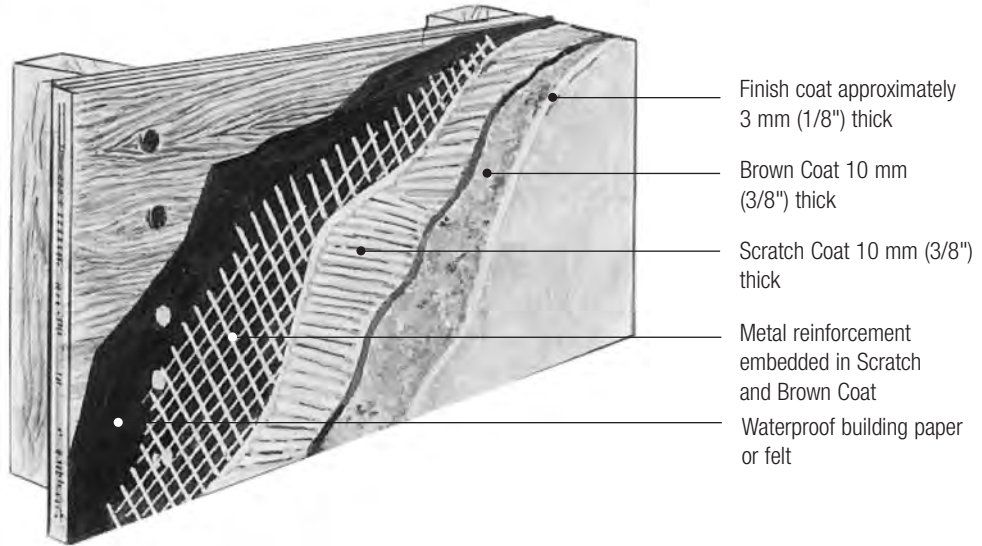
**Note: Due to the inherent nature of dry pigmented products, color variations may be experienced as result of variances in ambient temperature during the curing period in addition to the temperature and amount of water used during mixing. Color variations are more likely to occur with darker more heavily pigmented colors.**



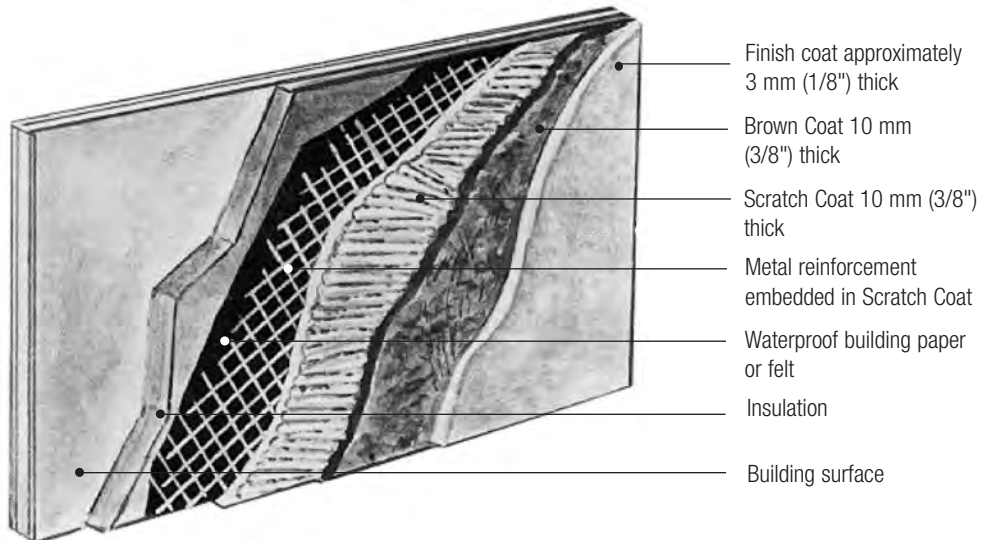
**Brick Construction**



**Masonry Construction**



**Sheathed Frame Construction**



**Exterior Insulated System**

## Health and Safety Information

### CAUTION

Wet concrete, especially as an ingredient of plastic mixture, can dry the skin and cause alkali burns. Cement dust can irritate the eyes and upper respiratory system. Cement dust can cause inflammation of the lining tissue of the interior of the nose and inflammation of the cornea. Hypersensitive individuals may develop an allergic dermatitis. Cement may contain traces of hexavalent chromium.

This product may contain 2–50% silica sand, a portion of which may be respirable dust. Refrain from inhalation of dust to prevent possible free silica exposure.

### RISKS

May cause skin, eye, or respiratory irritation. Ingestion may cause irritation.

### PRECAUTIONS

KEEP OUT OF THE REACH OF CHILDREN. Avoid contact with skin, eyes, and clothing. Use only with adequate ventilation. DO NOT take internally. Keep container closed when not in use. Wash thoroughly after handling. Use impervious gloves, eye protection and if the TLV is exceeded or if used in a poorly ventilated area, use NIOSH/MSHA approved respiratory protection in accordance with applicable federal, state, and local regulations.

### FIRST AID

In case of eye contact, flush thoroughly with water at least 15 minutes. In case of skin contact, wash affected areas with soap and water. If irritation persists, SEEK MEDICAL ATTENTION. Remove and wash contaminated clothing. If inhalation causes physical discomfort, remove to fresh air.

If discomfort persists or any breathing difficulty occurs or if swallowed, SEEK IMMEDIATE MEDICAL ATTENTION.

Refer to Material Safety Data Sheet (MSDS) for further information.

### PROPOSITION 65

This product contains materials listed by the state of California as known to cause cancer, birth defects, or other reproductive harm.

### VOC CONTENT

Not more than 0 g/L or 0 lbs per gallon less water and exempt solvents.

**FOR MEDICAL EMERGENCIES ONLY: CALL CHEMTREC 1-800-424-9300.**

### Note

BASF Wall Systems is an operating unit of BASF Construction Chemicals, LLC. (herein after referred to as "BASF Wall Systems")

### Residential Policy

On one and two-family residential framed construction, BASF Wall Systems requires that the wall system selected be one that includes provisions for moisture drainage. The choices include water managed EIFS, SonoWall Stucco Wall Systems, and SonoWall Cement-Board Stucco™ Wall Systems. SonoWall Exterior Surfacing Systems for insulating concrete forms are also acceptable. There are no exceptions to this policy. Under no circumstances will BASF Wall Systems warrant the use of any other system on this type of construction without expressed written authorization from BASF Wall Systems [Residential construction using EIFS on masonry (CMU) or poured concrete does not require the additional water management provisions described above.]

See the SonoWall *Residential Policy Bulletin* for a more detailed discussion of this topic. Consult BASF Wall Systems Technical Services Department for specific recommendations concerning all other applications. Consult the SonoWall web site, [www.sonowall.cc](http://www.sonowall.cc) for additional information about products and systems and for updated literature.

### Disclaimer

This information and all further technical advice are based on BASF Wall Systems' present knowledge and experience. However, BASF assumes no liability for providing such information and advice including the extent to which such information and advice may relate to existing third party intellectual property rights, especially patent rights. In particular, BASF Wall Systems disclaims any and all CONDITIONS AND WARRANTIES, WHETHER EXPRESS OR IMPLIED, INCLUDING THE IMPLIED WARRANTIES OF FITNESS FOR A PARTICULAR PURPOSE OR MERCHANTABILITY. BASF WALL SYSTEMS SHALL NOT BE RESPONSIBLE FOR CONSEQUENTIAL, INDIRECT OR INCIDENTAL DAMAGES (INCLUDING LOSS OF PROFITS) OF ANY KIND. BASF Wall Systems reserves the right to make any changes according to technological progress or further developments. It is the customer's responsibility and obligation to carefully inspect and test any incoming goods. Performance of the product(s) described herein should be verified by testing and carried out only by qualified experts. It is the sole responsibility of the customer to carry out and arrange for any such testing. Reference to trade names used by other companies is neither a recommendation, nor an endorsement of any product and does not imply that similar products could not be used.

## Exterior Stucco Systems—Calculated Insulation Values

Construction Type	Sheathing	Insulation	R	U
Wood Stud				
(51 x 102 mm) 2" x 4" - 406 mm (16") ctr	None	3 1/2" F <sup>1</sup>	14.5	0.07
(51 x 102 mm) 2" x 4" - 406 mm (16") ctr	Wood <sup>3</sup>	3 1/2" F <sup>1</sup>	15.8	0.06
(51 x 152 mm) 2" x 6" - 406 mm (16") ctr	None	6" F <sup>2</sup>	20.48	0.05
(51 x 152 mm) 2" x 6" - 406 mm (16") ctr	Wood <sup>3</sup>	6" F <sup>2</sup>	21.8	0.04
(51 x 152 mm) 2" x 6" - 508 mm (20") ctr	Wood <sup>3</sup>	6" F <sup>2</sup>	21.8	0.04

<sup>1</sup> Rolled Glass Fiber Density = 50 PCF

<sup>2</sup> Rolled Glass Fiber Density = 75–1.0 PCF

<sup>3</sup> Regular Wood Fiber Sheathing 13 mm (1/2")

Construction Type	Sheathing	Insulation	R	U
Hollow Block	No	51 mm (2") <sup>S*</sup>	13.45	0.07
Hollow Block	Yes	51 mm (2") <sup>S*</sup>	16.55	0.06
Lightweight Block <sup>1</sup>	No	51 mm (2") <sup>S*</sup>	14.34	0.07
Lightweight Block <sup>1</sup>	Yes	51 mm (2") <sup>S*</sup>	17.44	0.06

<sup>S\*</sup>—Low density, flame retardant, expanded polystyrene board i.e. Dow Chemical—(Styrofoam)

<sup>1</sup>—100# PCF

### BASF Wall Systems

3550 St. Johns Bluff Road South  
Jacksonville, FL 32224-2614  
Phone 800 • 221 • 9255  
Fax 904 • 996 • 6300  
[www.sonowall.cc](http://www.sonowall.cc)